

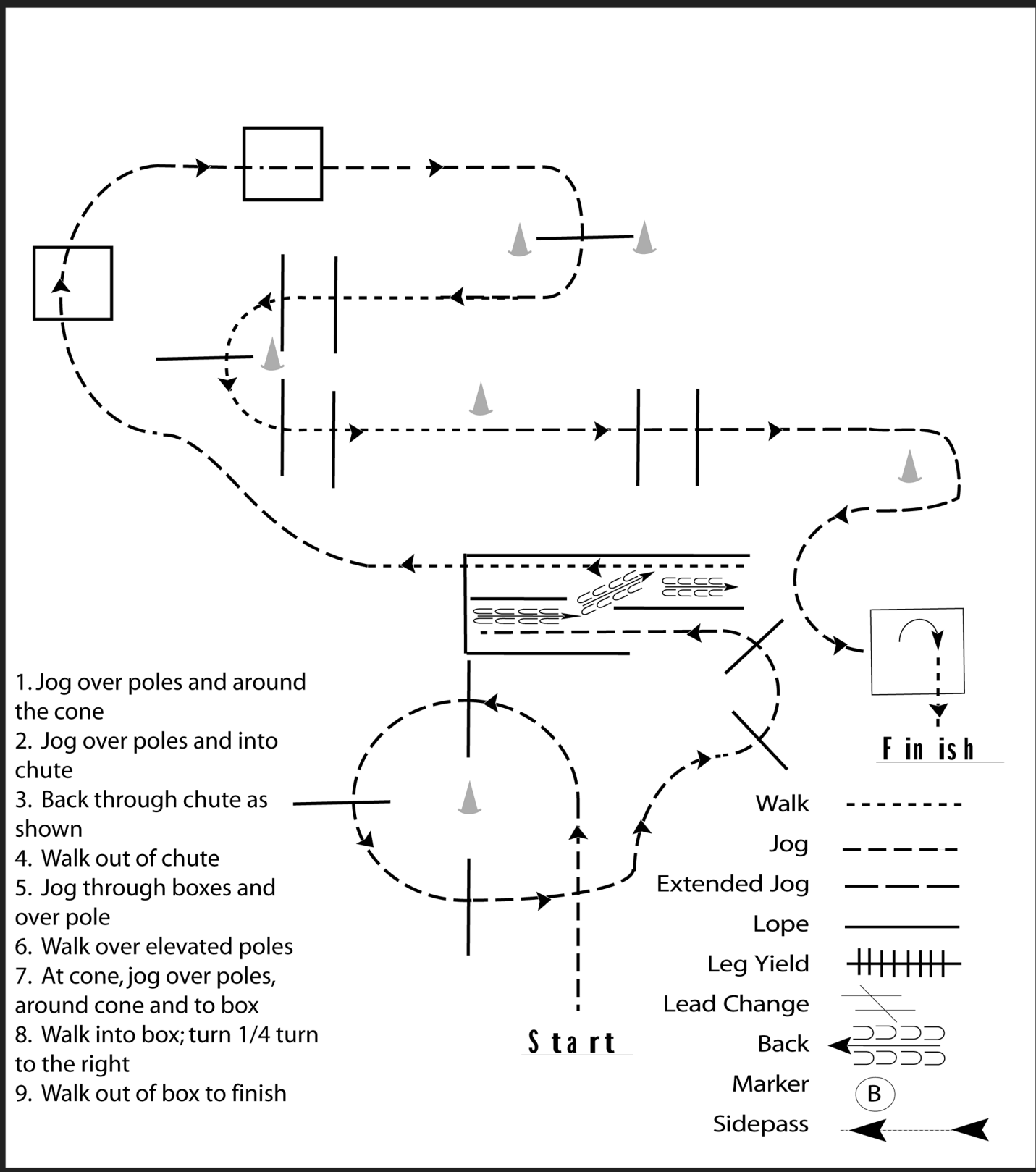
Hants County Exhibition

TRAIL (Rising Star & WALK/TROT)

Show Date: 09-24-2016

w w w . H o r s e S h o w P a t t e r n s . c o m

w w w . H o r s e S h o w P a t t e r n s . c o m



1. Jog over poles and around the cone
2. Jog over poles and into chute
3. Back through chute as shown
4. Walk out of chute
5. Jog through boxes and over pole
6. Walk over elevated poles
7. At cone, jog over poles, around cone and to box
8. Walk into box; turn 1/4 turn to the right
9. Walk out of box to finish

- Walk
- Jog
- Extended Jog
- Lope
- Leg Yield
- Lead Change
- Back
- Marker
- Sidepass

[TWT-10]

Pattern Provided by:
Larry Donovan

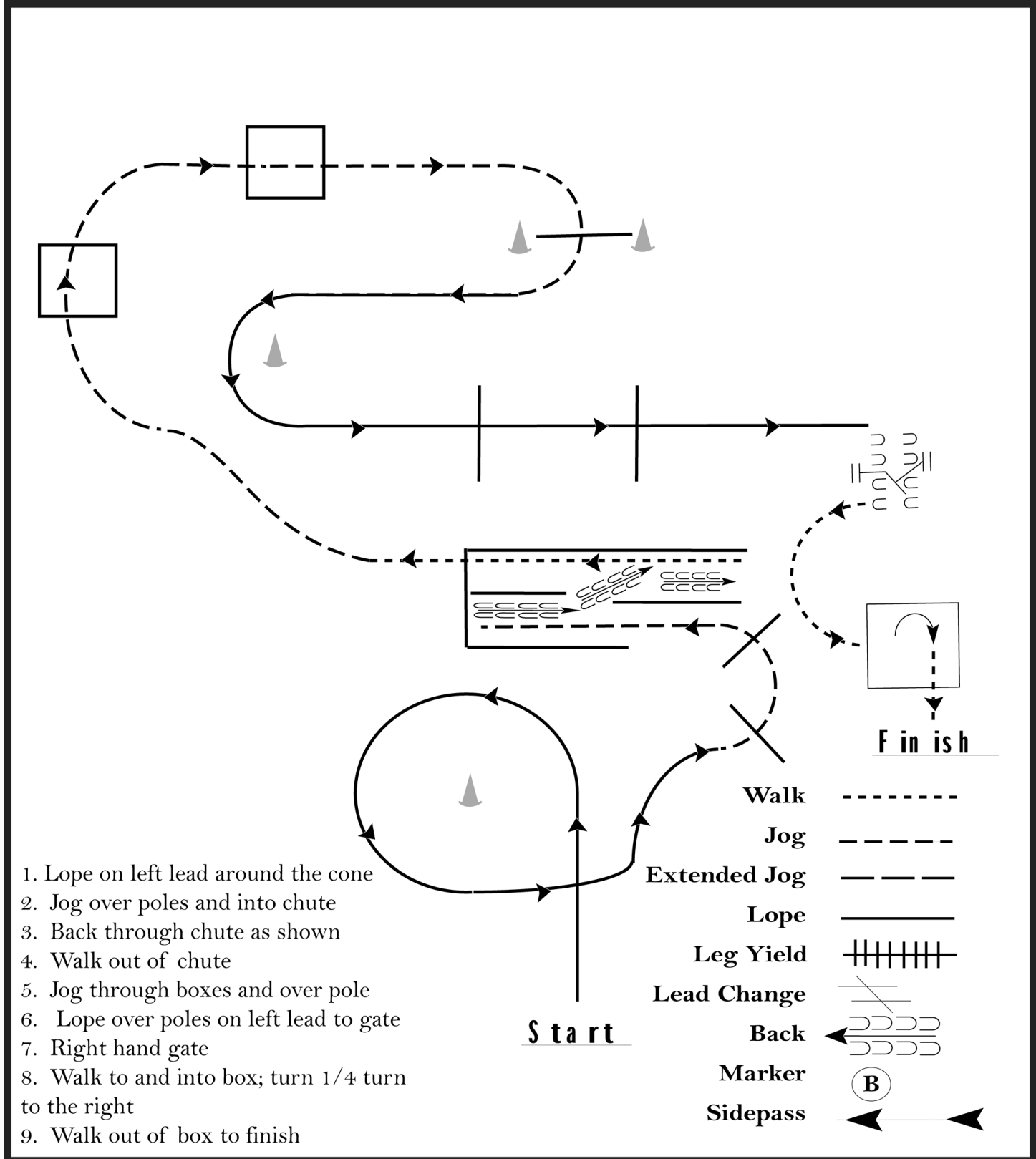
Hants County Exhibition

TRAIL (OPEN)

Show Date: 09-24-2016

www.HorseShowPatterns.com

www.HorseShowPatterns.com



1. Lope on left lead around the cone
2. Jog over poles and into chute
3. Back through chute as shown
4. Walk out of chute
5. Jog through boxes and over pole
6. Lope over poles on left lead to gate
7. Right hand gate
8. Walk to and into box; turn 1/4 turn to the right
9. Walk out of box to finish

Walk	-----
Jog	- - - - -
Extended Jog	-----
Lope	—————
Leg Yield	
Lead Change	↘
Back	←←←←← ←←←←←
Marker	Ⓚ
Sidepass	←-----→

[T/1-10]

Pattern Provided by:
Larry Donovan

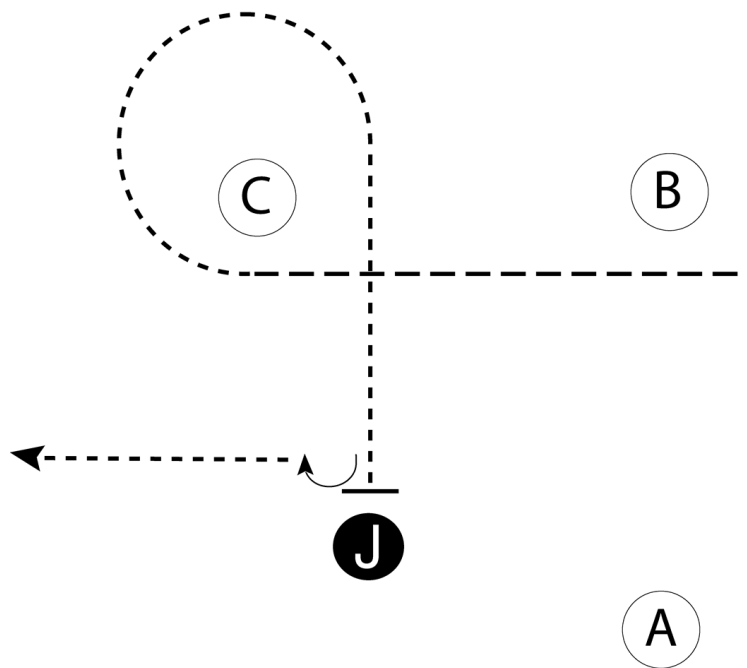
Hants County Exhibition

SHOWMANSHIP (RISING STAR)

Show Date: 09-24-2016

w w w . H o r s e S h o w P a t t e r n s . c o m

w w w . H o r s e S h o w P a t t e r n s . c o m



Be ready at A.

1. Walk from A to B.
2. Turn the corner just before B.
3. Trot to C.
4. Walk around C and to judge as shown.
5. Stop and set up for inspection.
6. When dismissed, perform a 90 degree turn.
7. Walk straight away.

Follow the instructions of your ring steward.

Walk	-----
Trot	- - - - -
Back	←
Marker	ⓑ
Judge	●

[S/WT-54]

Pattern Provided by:

Larry Donovan

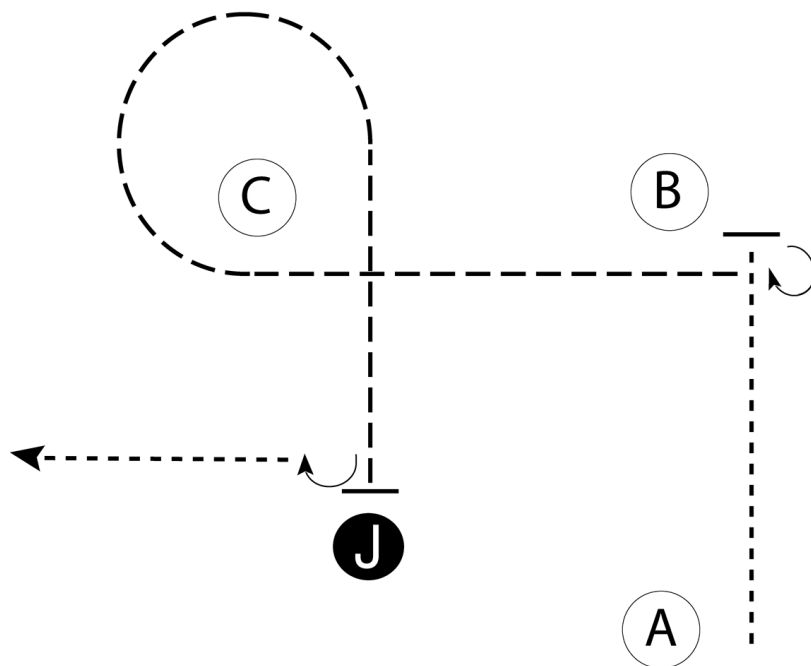
Hants County Exhibition

SHOWMANSHIP (JUNIOR & SENIOR)

Show Date: 09-24-2016

w w w . H o r s e S h o w P a t t e r n s . c o m

w w w . H o r s e S h o w P a t t e r n s . c o m



Be ready at A.

1. Walk from A to B.
2. Stop just before B and perform a 270 degree turn.
3. Trot to and around C as shown; trot to judge.
4. Stop and set up for inspection.
5. When dismissed, perform a 90 degree turn.
6. Walk straight away.

Follow the instructions of your ring steward.

- Walk -----
- Trot - - - - -
- Back ← - - - - -
- Marker (B)
- Judge (J)

[S/2-54]

Pattern Provided by:
Larry Donovan

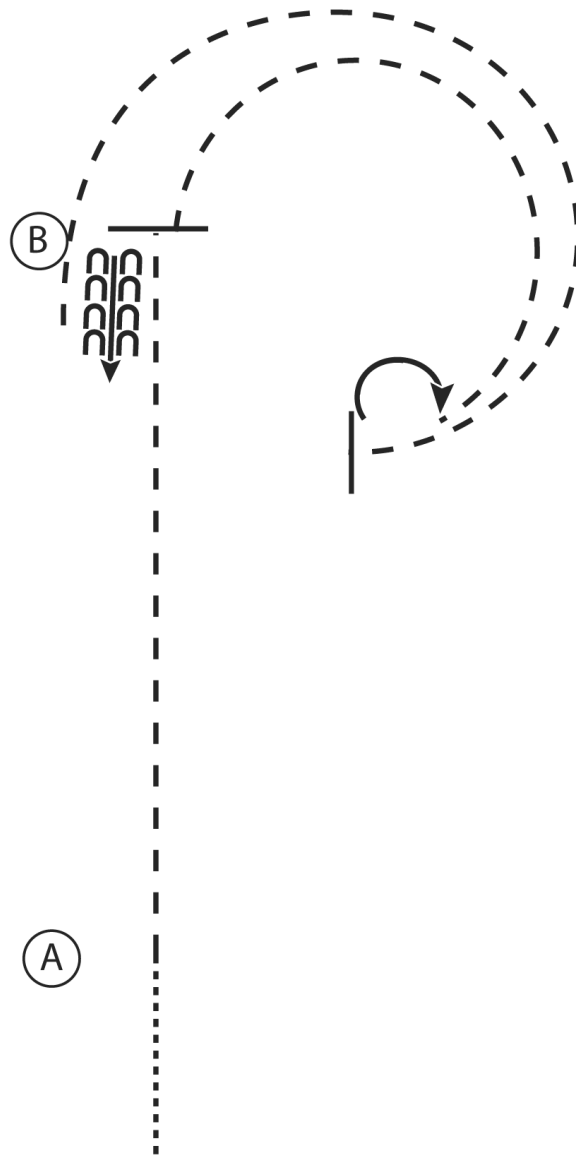
Hants County Exhibition

HORSEMANSHIP (RISING STAR)

Show Date: 09-24-2016

w w w . H o r s e S h o w P a t t e r n s . c o m

w w w . H o r s e S h o w P a t t e r n s . c o m



1. Walk to A
2. Jog A to B
3. At B stop and back
4. Jog 3/4 circle to the right
5. Stop and perform a 180 degree turn to the right on the hindquarter
6. Jog a circle back to B
7. Stop at B

Walk
Jog	- - - - -
Extended Jog	— — — — —
Lope	—————
Leg Yield	
Lead Change	↙ ↘
Back	←←←←← →→→→→
Marker	(B)
Sidepass	← - - - - →

[WH/WT-12]

Pattern Provided by:

Larry Donovan

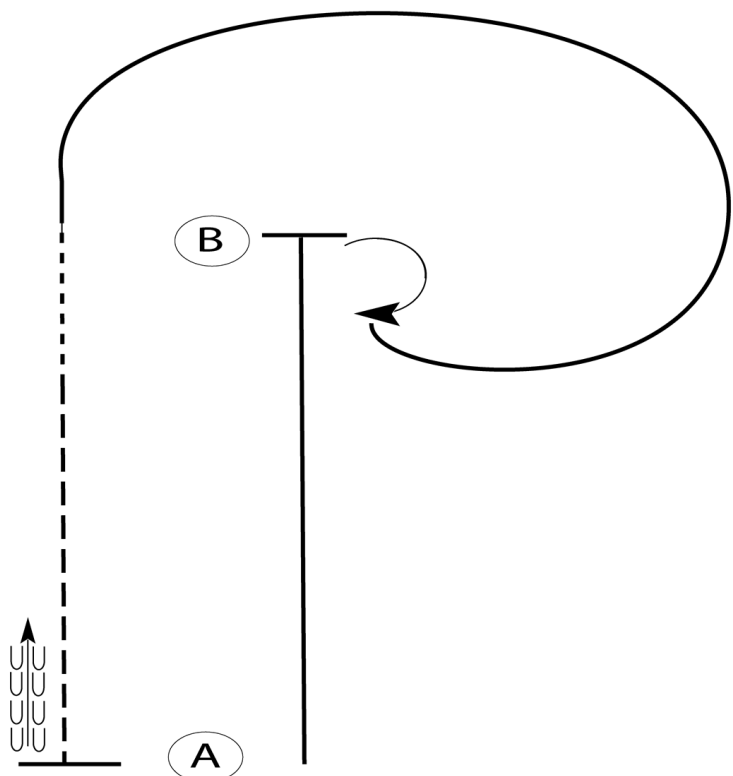
Hants County Exhibition

HORSEMANSHIP (JUNIOR & SENIOR)

Show Date: 09-24-2016

w w w . H o r s e S h o w P a t t e r n s . c o m

w w w . H o r s e S h o w P a t t e r n s . c o m



Be ready at A.

1. Lope on the right lead to B.
2. Turn 180 degrees to the right.
3. Lope on the left lead back around to B.
4. At B, break to the walk.
5. Walk approximately 10 feet.
6. Jog to A.
7. Stop at A and back approximately one horse length.

Follow the instructions of your ring steward.

Walk	-----
Jog	- - - - -
Extended Jog	— — — —
Lope	—————
Leg Yield	
Lead Change	— / —
Back	← — — — — — — — — —
Marker	⊙ B
Sidepass	← — — — — →

[WH/2-43]

Pattern Provided by:
Larry Donovan